

www.tempLED.de



tempLED

YOUR EXPERT FOR INDUSTRIAL LIGHTING

Emergency No room for compromise

Emergency light that protects life




Design your individual emergency lighting



Central battery

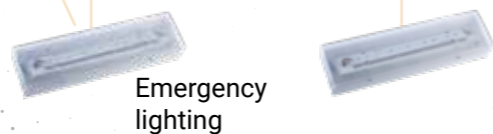
Your advantages at a glance:

- All lights are managed by a central battery
- Battery can be placed centrally (e.g. in the basement)
- Additional light for emergency lighting
- The monitoring module sends a signal in the event of a power failure, activating the emergency lighting.



Monitoring module

regular lighting



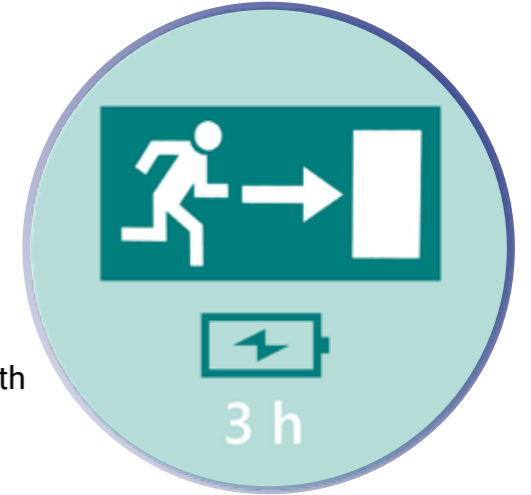
Emergency lighting



Convenient monitoring from the office

Monitoring center

- Simple monitoring of emergency lighting including electronic test log
- Convenient monitoring from the office
- Individual placement and mounting of the monitoring module
- Optionally combinable with central battery or single battery
- Monthly reporting
- The monitoring module can be combined with tempLED luminaires regardless of the manufacturer



Single battery

Your advantages at a glance:

- Each light has a battery
- Applicable to all tempLED luminaires
- Emergency light module is integrated directly into the luminaire
- Burning time of the emergency lighting between 1 and 3 hours



Do you have any questions?

Contact us - our support team will be happy to assist you




Contact:

info@tempLED.de
Tel.: +49.8033.30257-10

- High Temperatures
- Hall Lighting
- Outdoor Lighting
- Line Lighting
- Clean Room Lighting
- Lighting for sports facilities
- Workplace and wet room lighting
- Plant Lighting
- Crane Lighting



Just download at
www.tempLED.de/downloads



Data sheets

Lighting design files

Assembly instructions

